

# CROCK SQ SERIES



## Description

350mA/500mA/750mA/1050mA

The CROCK Square series is a Bollard / Column Luminaries in Power LED Version providing precision optical systems which gives , very low glare rating while reducing light pollution and specially designed for Landscape and in unique version ground mounted LED light in compact size design. CROCK Square Series luminaires are designed to offer functional, a wide range of lighting solutions and dramatic highlighting of the architectural facades of different buildings through the design with superior finishing as well highest efficiency with a long service life.

This exterior Bollard luminaires with LED Products can be specified as Main Heavy Duty Die Cast Aluminium Body and Housing covered by Anti Corrosion resistant. It can achieve the desired effect in a wide range of applications with high quality optical systems and for direct or indirect lighting. This product provide soft, uniform, enhancing special lighting effect that blends into the space being lit, to maximizes light beauty.

CROCK Square series is equipped with a uniquely designed for better protection and durability, easier installation and maintenance.

Body:	Heavy Duty Die-cast aluminium.
Optical system:	Adopt modular light distribution lens, diffuser with super white, UV Resistant and Antiglare PMMA / PC / Tempered Glass lens diffuser.
LED	Highest quality LEDs. Maintaining a 3-Step MacAdam ellipse one bin only, creating perfect LED color consistency.
LED Life	50,000 Hrs or more based on Climate /Ambient Temperature
Gear plate:	Galvanized steel plate, button design for opened device. Built in Electronics Driver (Meanwell / OSRAM / Tridonic Atco / Philips / Inventronics / Eagle, etc. Durable Silicon Rubber Gasket. 3000/4000/6000K CCT. Excellent heat dissipation. Color Rendering Index is 80+.
Luminaire Control:	Quick on/off connector when be open.
Finishing:	Surface anti-ageing electrostatic spray processing, super resistance to corrosion and chemical protection.
Operating Temperature	Operating Temperature -30°C to 50° C



## Dimensions



White  Black  Silver Grey  Graphite

Wattage can be customizedly increased / decreased as per Site requirement

Due to continuous improvements, specifications may change without prior notice.

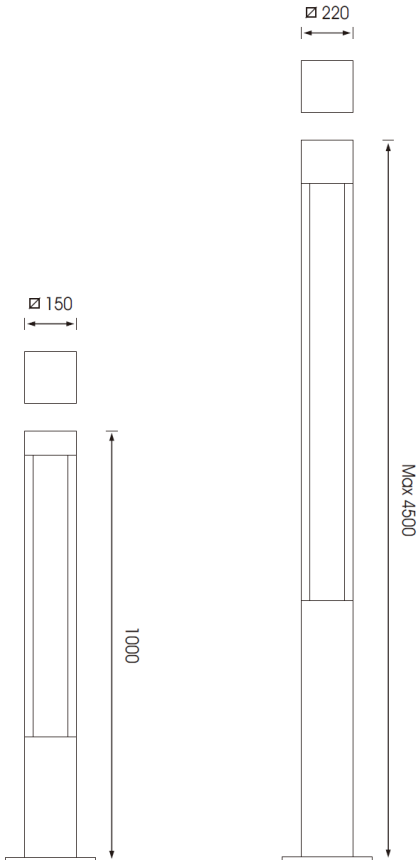


# CROCK SQ SERIES



Description

350mA/500mA/750mA/1050mA



Due to continuous improvements, specifications may change without prior notice.

White 
  Black 
  Silver Grey 
  Graphite


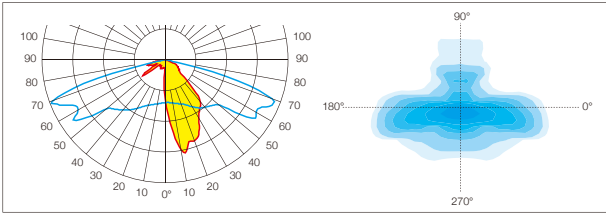

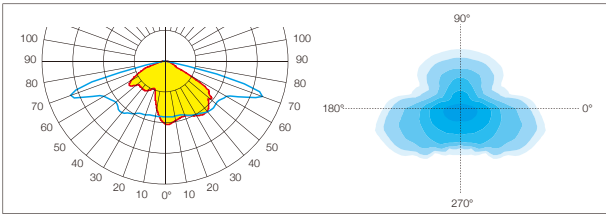

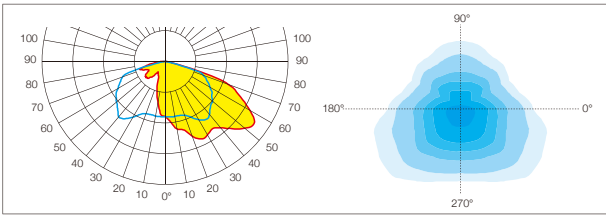

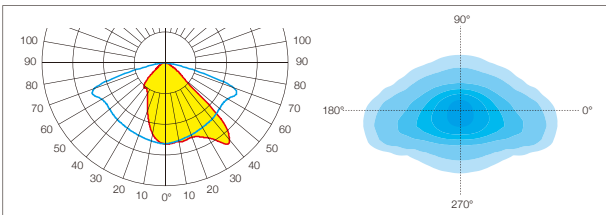

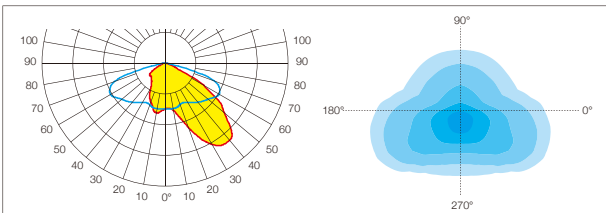

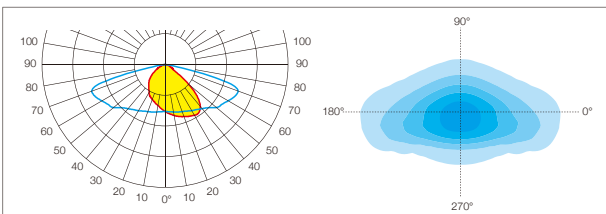
## Technology Data

Code	CCT	Input voltage	Output power	LED Pcs	Lumen	SIDES	LED
CROCK SQUARE SR	3000K   4000K   5000K	100V-240V DALI DC 24V	20W 26W 39W	COB	90-95 Lumens/Watt	360 DEGREE RADIAL	

Wattage can be customizedly increased / decreased as per Site requirement



# Lens Application

Reference	Destination	Light Distribution	Application
T2A			Asymtric light distribution for Narrow road.  LED Chips: 2x2
T3A			Asymtric light distribution for Residential street.  LED Chips: 2x2
T4A			Asymtric light distribution for wide area.  LED Chips: 2x2
T3			Asymtric light distribution for urban road.  LED Chips: 2x2
T4			Asymtric light distribution for motorway road.  LED Chips: 2x2
T5			Asymtric light distribution for urban road.  LED Chips: 1x15



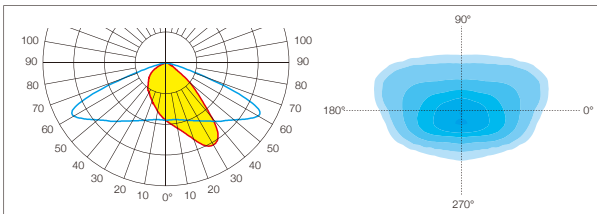

Reference

Destination

Light Distribution

Application

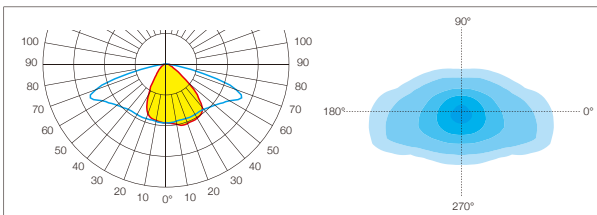
T12



Asymtric light distribution for Residential street.

LED Chips: 1x1

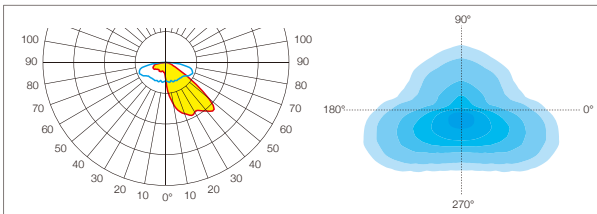
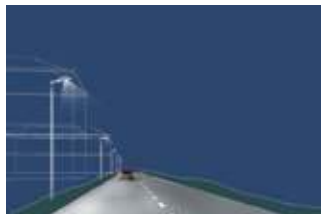
T13



Asymtric light distribution for urban road.

LED Chips: 1x1

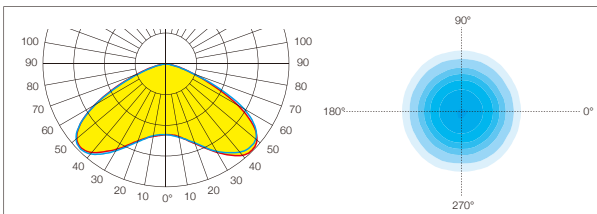
T14



Asymtric light distribution for middle area.

LED Chips: 1x1

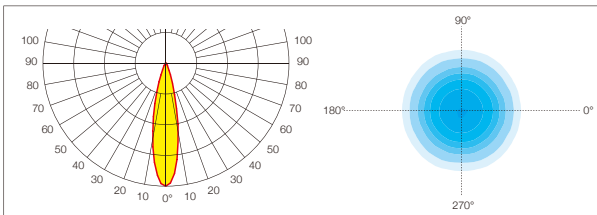
T1



Symtric light distribution for square, park, highbay lighting.

LED Chips: 2x2

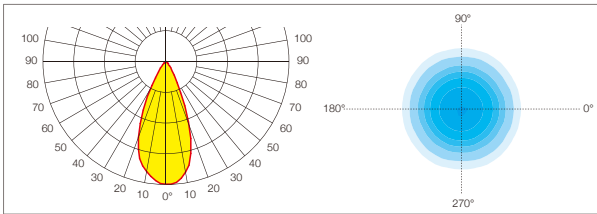
T25



Symtric light distribution for narrow angle flood, highbay lighting.

LED Chips: 2x2

T60



Symtric light distribution for middle angle flood, highbay lighting.

LED Chips: 2x2

